
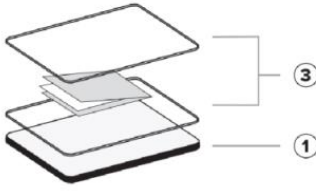
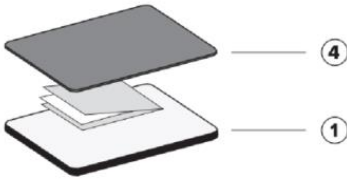
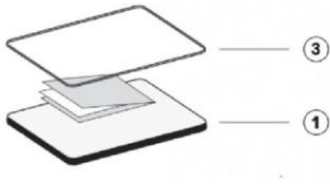


How to Make the Perfect Sandwich – Standard Stampin' Cut & Emboss Machine

<p>Die Cutting Sandwich</p>  <p>From the bottom working up:</p> <ul style="list-style-type: none"> Base Plate (1) Die Plate (2) Cutting Plate (3) Cardstock Die Cutting Plate (3) 	<p>Standard Embossing Folder Sandwich</p>  <p>From the bottom working up:</p> <ul style="list-style-type: none"> Base Plate (1) Cutting Plate (3) Standard Embossing Folder with card stock Cutting Plate (3)
<p>3D Embossing Folder Sandwich</p>  <p>From the bottom working up:</p> <ul style="list-style-type: none"> Base Plate (1) 3D Embossing Folder with card stock Specialty Plate (4) 	<p>Dynamic Embossing Folder Sandwich (Retired Old Style Embossing Folders)</p>  <p>From the bottom working up:</p> <ul style="list-style-type: none"> Base Plate (1) Dynamic Embossing Folder with card stock Cutting Plate (3)



Special Note about 3D Embossing Folders

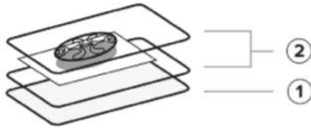
If you are using the RETIRED Big Shot machine, you will need to purchase the Stampin' Cut & Emboss Specialty Plate to use with Stampin' Up!'s 3D Embossing Folders. (this plate will work in your Big Shot) The 3D folders are slightly thinner than the retired Dynamic Folders and need this slightly thicker plate to get enough pressure.

To order the Stampin' Cut & Emboss Machine, [CLICK HERE](#)

If you have any questions about these machines, please contact Jackie – jackie@klompensstampers.com

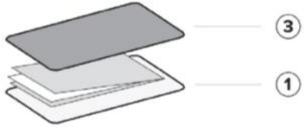
How to Make the Perfect Sandwich – Mini Stampin' Cut & Emboss Machine

**Mini Machine
Die Cutting Sandwich**




From the bottom working up:
Base Plate (1)
Cutting Plate (2)
Card stock
Die
Cutting Plate (2)

**Mini Machine
Standard Embossing
Folder Sandwich**



From the bottom working up:
Base Plate (1)
Folder with card stock
Embossing Plate (3)

**Mini Machine
3D Embossing
Folder Sandwich**



From the bottom working up:
Base Plate (1)
Folder with card stock
3D Embossing Plate (4)
Folder with card stock

To order the Stampin' Cut & Emboss Machine, [CLICK HERE](#)

If you have any questions about these machines, please contact Jackie – jackie@klompenstampers.com